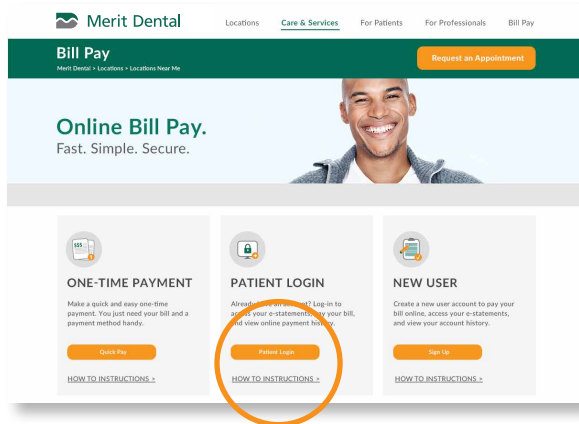
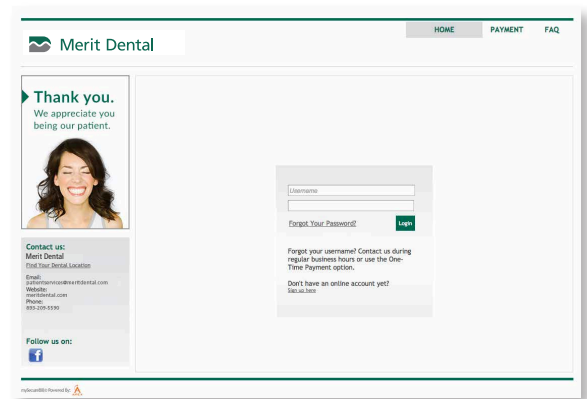


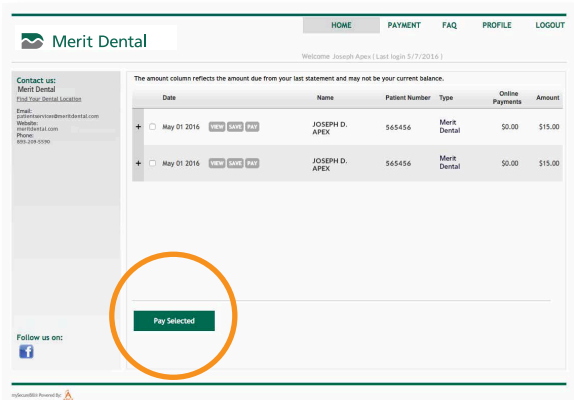
HOW TO MAKE AN ONLINE PAYMENT - FOR REGISTERED USERS



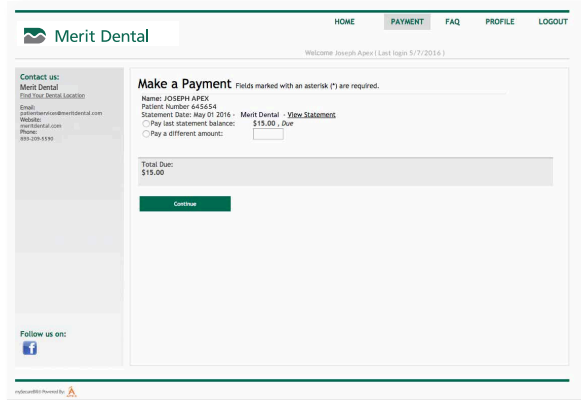
- 1 Click the **Patient Login** button on the meritdental.com/billpay website under the Patient Login section.



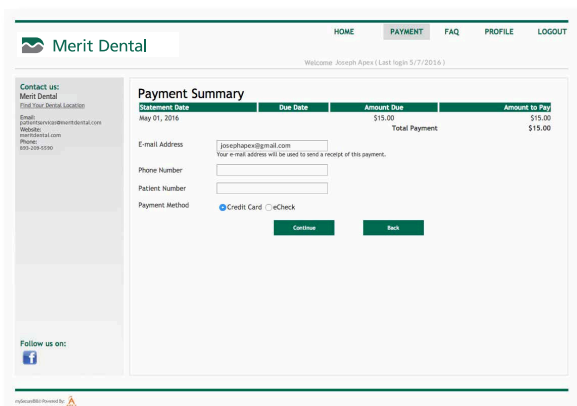
- 2 Enter your username and password and click the **Login** button



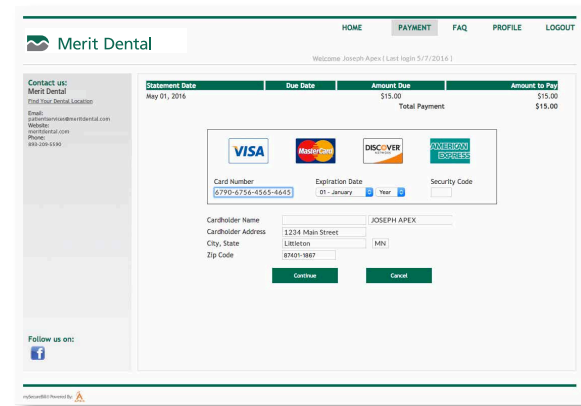
- 3 After logging in, select the statement you wish to pay on and click the **Pay Selected** button located at the bottom of your screen.



- 4 Select to pay the last statement balance or pay a different amount and click **Continue**.



- 5 Enter your email address to receive a receipt of the payment. Fill in the remaining phone number and patient number fields and select method of payment (Credit Card or eCheck) and click **Continue**.



- 6 Enter your payment information and click **Continue** to process your payment. You will receive a receipt to your email confirming payment. All payments will be processed within 3-5 business days.