
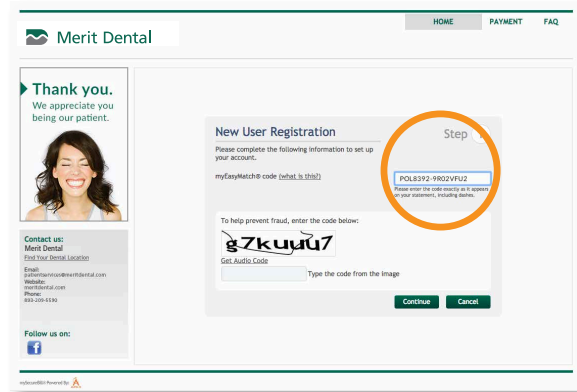


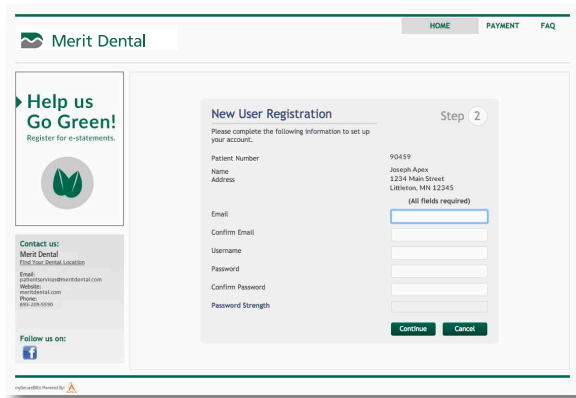
HOW TO SIGN UP FOR E-STATEMENTS



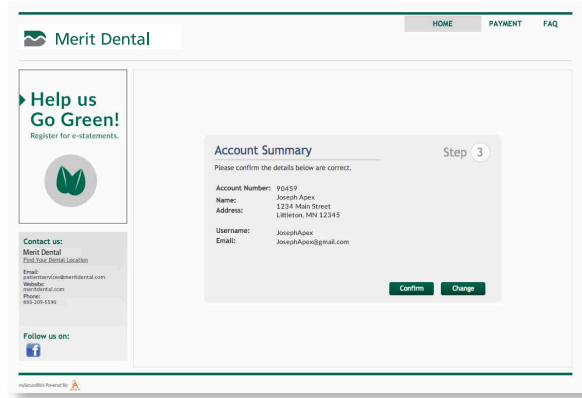
- 1 Click the **Sign Up** button on the meritdental.com/billpay website under the New User section.



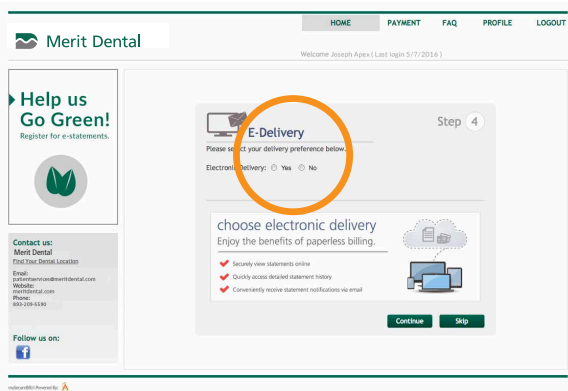
- 2 Enter your myEasyMatch code and enter the 'human verification' code for verification and click **Continue**.



- 3 Complete the required fields to set up your email, username and password and click **Continue**.



- 4 Confirm the details of your sign-on are correct and click **Confirm**.



- 5 Select Yes for Electronic Delivery and click **Continue**.

- 6 A validation email will be sent to the email you registered. To activate your online account, simply click the activation link provided. Please remember to go back and complete Step 5 if you haven't already to activate e-statements.